



POWER RANGE
from 255 to 300 Wp



CELL TECHNOLOGY
Monocrystalline silicon



GUARANTEES
20 year warranty against
manufacturing defects;
30 year linear warranty to 82,5% of
the maximum declared power*

OUR COMPANY VISION




High quality, certified and controlled raw materials, combined with “Made in Italy” are the distinctive features of our products.



Constant company research and development have always increased our standards both in terms of performance and in terms of architectural integration.



The combination of aesthetics and functionality is a fundamental point in a society that is increasingly attentive to the approach of the product with the context.



Product certifications:

- CEI EN / IEC 61215 (2016)
- CEI EN / IEC 61730-1/2 (2016)
- Factory Inspection
- Class of reaction to fire I (UNI 9177)
- Anti-corrosion saline IEC 61701
- Anti-corrosion ammonia IEC 62716
- PID Free - A Class
- Production “made in Italy”
- EC Directives: EMC 2004/108/EC; 2006/95/EC low Voltage

Company certifications :

- Corporate Quality Management EN ISO 9001:2015
- Environmental Management EN ISO 14001:2015
- Management of Health and Safety at the Workplace EN ISO 45001:2018
- Certificates issued by ASACERT Assessment & Certification

*If used and installed according to technical and operational instructions. The Company reserves the right to make changes to product specifications.

AVAILABLE POWERS [1] [2]

Maximum power ^[3]	P _{max} [W]	300	295	290	285	280	275	270	265	260	255
Maximum power voltage	V _{mp} [V]	32,57	32,63	32,33	32,04	31,74	31,43	31,13	30,82	30,51	30,19
Current at maximum power	I _{mp} [A]	9,21	9,04	8,97	8,9	8,83	8,75	8,68	8,6	8,52	8,45
Open-circuit voltage	V _{oc} [V]	40,68	40,16	40,03	39,9	39,77	38,64	38,14	38,37	37,87	38,1
Short-circuit current	I _{sc} [A]	9,7	9,61	9,53	9,44	9,35	9,13	9,07	8,99	8,93	8,85
Efficiency	Eff. [%]	18,18	17,88	17,58	17,27	16,97	16,67	16,37	16,07	15,76	15,46

[1] Electrical values measured under STC conditions: Irradiation 1000 W / m2 - Module temperature = 25 ° C - Air mass AM 1.5 - Wind speed 1 m / s.
[2] Measurement tolerance of Pmp, Vmp, Imp, Voc, Isc values equal to (- / + 3%) with A class solar simulator in accordance with IEC 60904-9.
[3] Sorting tolerance Pmax : 0/+4.99 W



CONSTRUCTION PROPERTIES

Module size [mm]	1650 x 1000 x 35
Cell technology	PERC monocrystalline silicon
Cell size [mm]	158,75 mm x 158,75 mm
Cell number	60
Front side	Green anti-glare tempered solar glass (EN 12150)
Back side	Black PET
Frame type	Aluminum
Frame finish	RAL6020
Cables type	Solar cables with a section of 4.0 mm2
Cable length [mm]	1000
Connector type	MC4
Number of bypass diodes	3
Module weight [kg]	18



PARAMETERS FOR INTEGRATION INTO THE SYSTEM

Maximum system voltage [V]	1000
Class of protection against electrical leakage	Class II
Load capacity of reverse current [A]	15
Maximum permissible load in pressure/traction [Pa]	5400 / 2400
Nominal operating temperature range [°C]	-45/+85
Maximum allowable relative humidity [%]	85
Hail impact resistance [Km/h] ^[4]	84,6

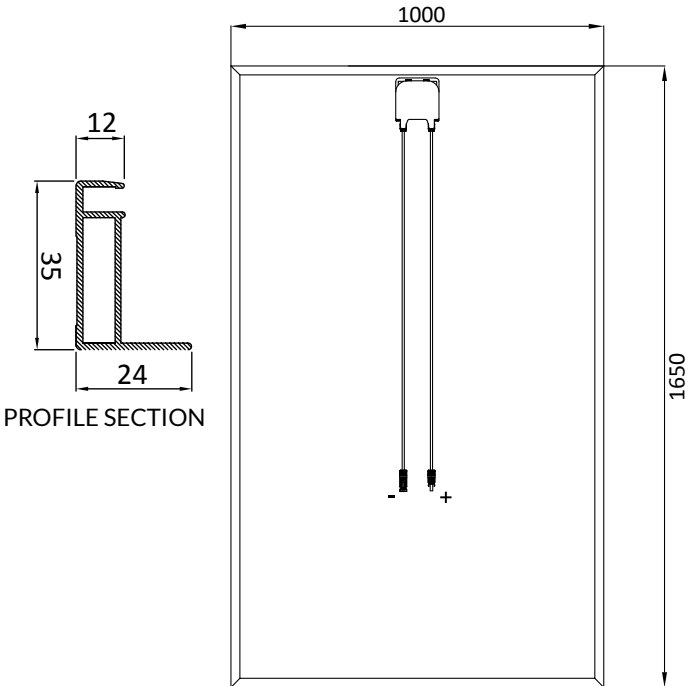
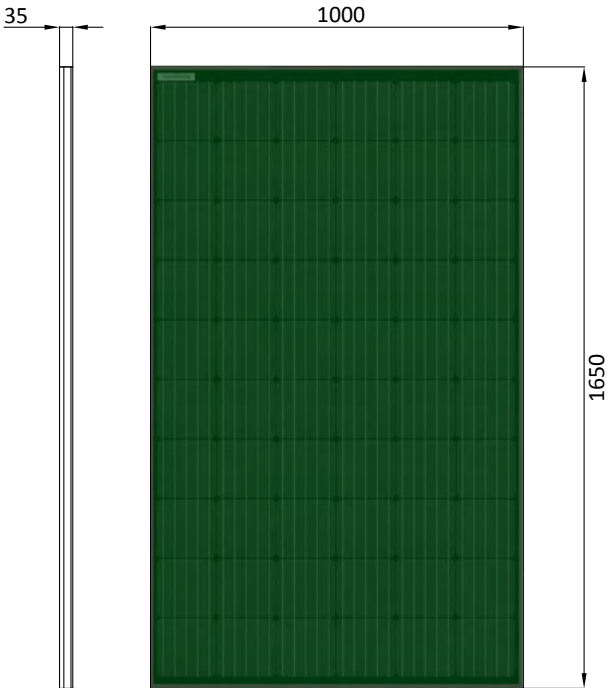
[4] Test carried out with a sphere with a diameter of 25 mm according to IEC 61730.



THERMAL CHARACTERISTICS [5]

NMOT [°C]	45,9
Temperature coefficient of electric current Alfa [%/°C]	0,049
Temperature coefficient of electrical voltage Beta [%/°C]	-0,2693
power temperature coefficient Gamma [%/°C]	-0,3562

[5] NMOT value tested under the following conditions:
1. Air temperature Te, NOCT = 20 °C;
2. GNOC irradiance = 800 W/m2; Wind speed 1 m/s;
3. Module placed on 37° inclined surface, therefore no thermal convection on the underside.



Rev. 4 - 01/2024

The Company reserves the right to make changes to product specifications. This data sheet corresponds to the requirements of Standard EN50380.